

Cooling Water Circulator (Externally Closed Circulation)

For water circulation (CHW710C) / For pure water circulation (CHS710C)

CHW710C/CHS710C

Operating temp. range 10~Room temp.

Pump capacity Max. Flow rate 22.0/25.0L/min
(50Hz) Max. Lift 20.0/27.0m

Suitable for high flow amount and high lift.

- Cooling capacity: 1,000W/860kcal at water temp. 20°C, at room temp. 20°C.
- Continuous monitoring for water level, abnormal refrigerating pressure, cooling water pressure level, circulation pump, etc.

Specifications

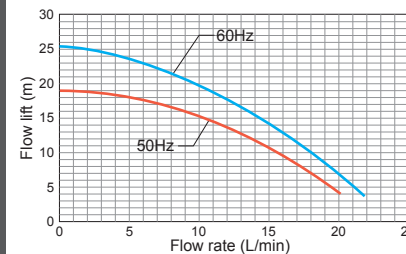
Model	CHW710C	CHS710C
Operating water	For city water circulation	For pure water circulation
Circulation type	Closed system circulation by pump	
Operating temperature range	10°C to Room temp.	
Temp. adjustment accuracy	±1.5 to 2.5°C	
Cooling capacity	Approx. 1,050W (900kcal) at Liquid temp. 20°C, at Room temp. 20°C	
Temp. control system	Refrigerator On/Off control	
Temp. sensor	T-thermocouple	
Temp. setting, display	Digital	
Refrigerator / Coolant	Air cooling 675W / R407C	
Circulation pump	Magnet pump 65Wx2pcs.	
Pump max. flow rate	22.1/21.7L/min. (50/60Hz)	
Pump max. lift	19.0/25.0m (50/60Hz)	
Surrounding operation temp. range	5 to 35°C	
Circulation nozzle	Rc3/8 Female screw	
Safety countermeasures	Self diagnosis functions, Electric leakage breaker with over current protection, Refrigerator over load relay, Refrigerator pressure detector, Refrigerator protection's delay timer function, Float switch, Circulation pump protection by-pass	
Other function	Drain cock, Dust prevention filter, Refrigerator pressure indicator, Automatic stop operation, Automatic start operation, Key lock function, Calibration off set function, Breakout protection function, Temp. output terminal (4-20mA).	
Accessories	Drain hose 0.5m x 1pc, Overflow hose 0.5m x 1pc	
Water bath dimension	ID300xH235mm	
Water bath capacity	Approx. 16L (liquid volume 14L)	
Cooling coil	Copper-nickel plated	
External dimension	W380xD460xH1,050 mm	
Power source (50/60Hz)	AC220V Single phase	
Weight	Approx. 55kg	

Optional Items

Description	Model No.	Product Code
Straight circulation nozzle 10.5m dia Rc3/8	CHW710C/CHS710C	221394
Straight circulation nozzle 13.0m dia Rc3/8	CHW710C/CHS710C	221399
Straight circulation nozzle 16.0m dia Rc3/8	CHW710C/CHS710C	221395
L shape circulation nozzle 10.5m dia Rc3/8	CHW710C/CHS710C	221396
L shape circulation nozzle 13.0m dia Rc3/8	CHW710C/CHS710C	221397
L shape circulation nozzle 16.0m dia Rc3/8	CHW710C/CHS710C	221398
External communication adapter RS485-RS232C changeable	CHW710C/CHS710C	281388



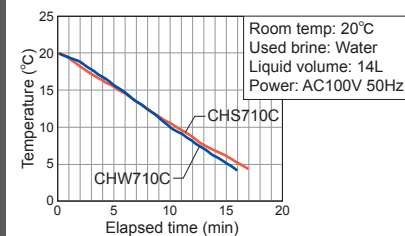
Flow / lift curve




Back Side



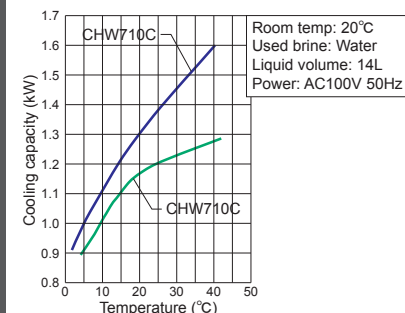
Cooling curve



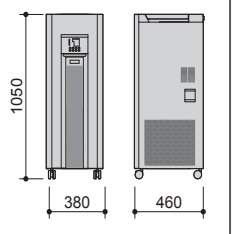
Control Panel



Cooling capacity curve



Dimensions (mm)



Optional Items Circulation nozzle

